

PORT STATE CONTROL AND MARINE SAFETY

Presented by:
Theodore Lalas
Fleet Operations Manager



International Registries, Inc.

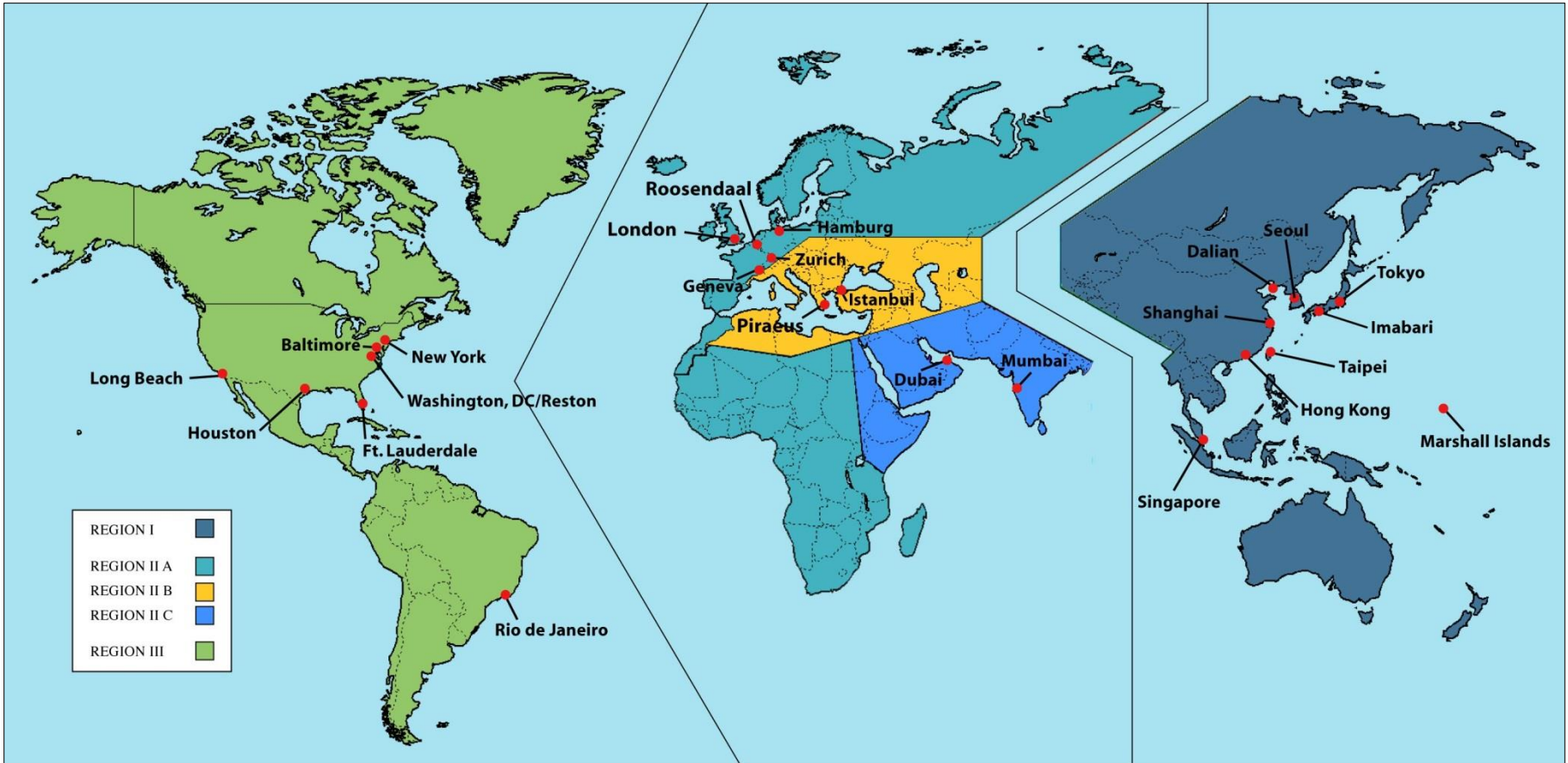
in affiliation with the Marshall Islands Maritime & Corporate Administrators

The Marshall Islands Registry

service and quality are within your reach



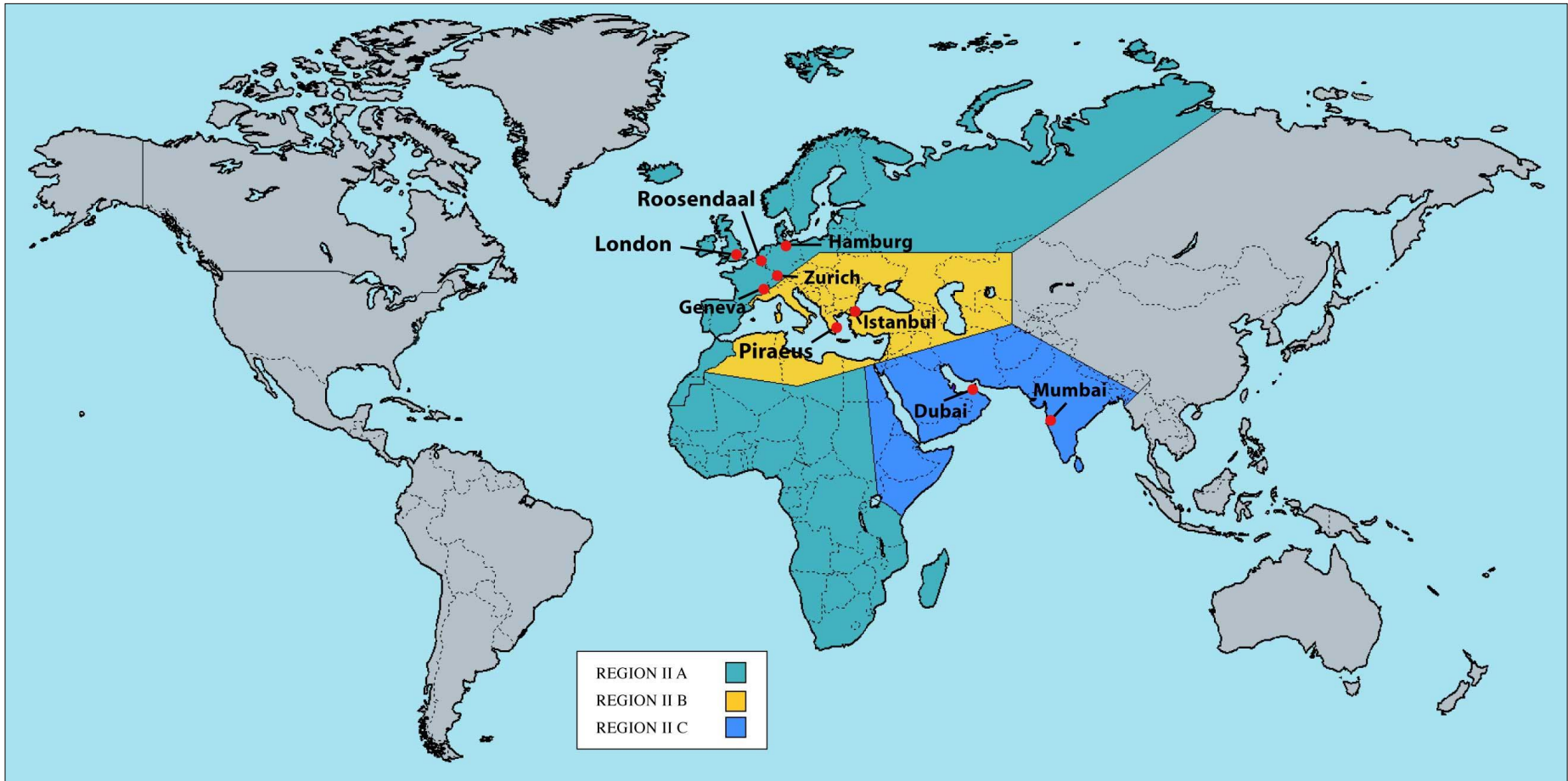
REGIONAL SUPPORT



All inquiries will be processed and either an interim or final reply will be sent during the workday, or by your opening the next morning; never more than 24 hours.



REGION II



25 WORLDWIDE OFFICES



REGION II OPERATIONAL OFFICES

| | OFFICE | CONTACT |
|----------------------|------------|---------------------------------|
| REGION II A | | |
| United Kingdom | London | Simon Bonnett |
| The Netherlands | Roosendaal | Hans Krijger |
| REGION II B | | |
| Greece | Piraeus | Theodore Lalas/Vasilis Kamitsis |
| Turkey | Istanbul | Ozgur Asik |
| REGION II C | | |
| United Arab Emirates | Dubai | Amarjit Kauchhur |
| India | Mumbai | Sanjay Maini |


















FLEET OPERATIONS

| | Region II A | | Region II B | Region II C | |
|-----------------------|-------------|------------|-------------|-------------|--------|
| MARINE SAFETY | London | Roosendaal | Piraeus | Dubai | Mumbai |
| Shipdesk | | | | | |
| Exclusive inspectors | | | | | |
| Grading reports | | | | | |
| TECHNICAL | | | | | |
| Email / Phone | | | | | |
| INVESTIGATIONS | | | | | |
| Investigators | | | | | |



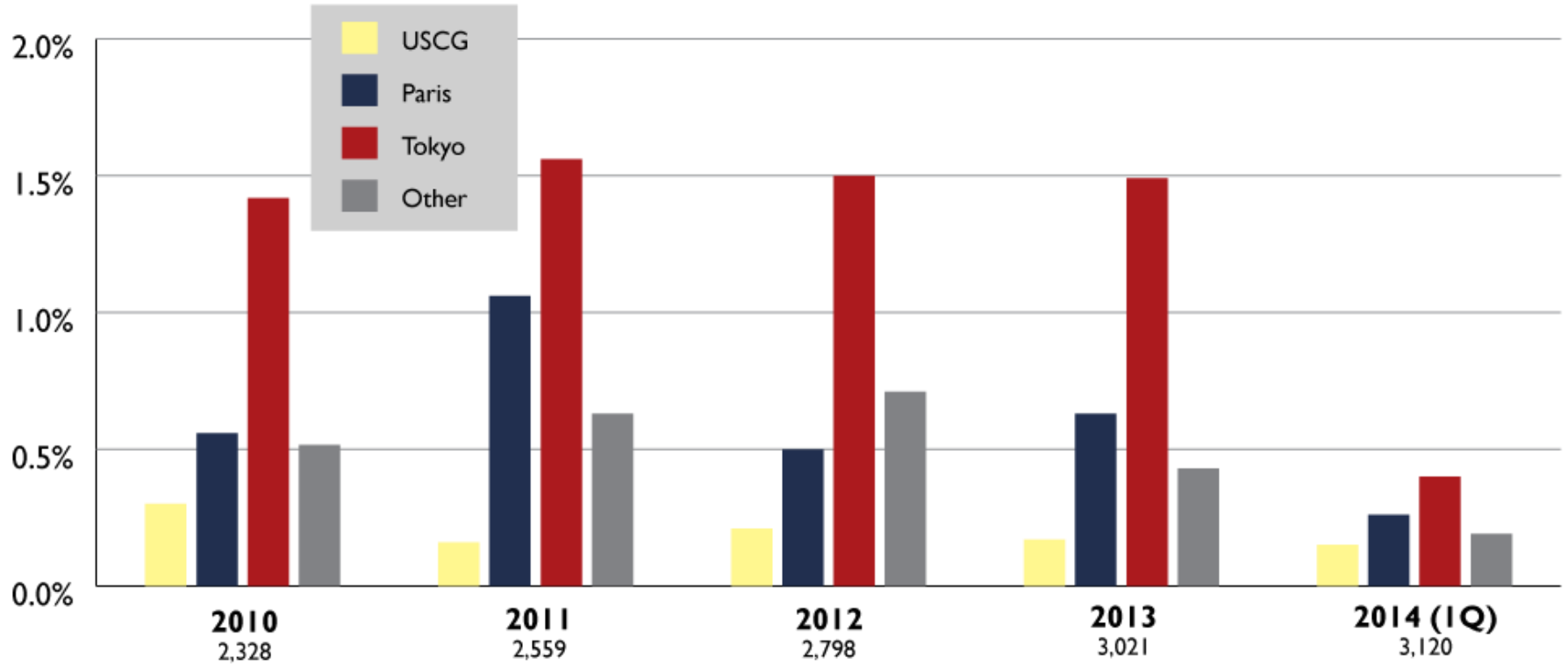
MARINE SAFETY

| | Region II A | | Region II B | Region II C | |
|----------------------|---|---|---|---|---|
| | London | Roosendaal | Piraeus | Dubai | Mumbai |
| Shipdesk |  |  |  |  |  |
| Exclusive inspectors |  |  |  |  |  |
| Grading reports |  |  |  |  |  |

- Each of the offices uses a number of contract inspectors for initial, annual, special and follow-up inspections.
- We maintain a good line of communication with our inspectors. They are our indirect eyes and ears on the ships in the Registry.
- Training days, seminars for contract inspectors.



RMI VESSEL DETENTION RATES



As of 31 March 2014



PSC DETENTIONS PER MOU 2012-2013

Total detentions 2012: 82

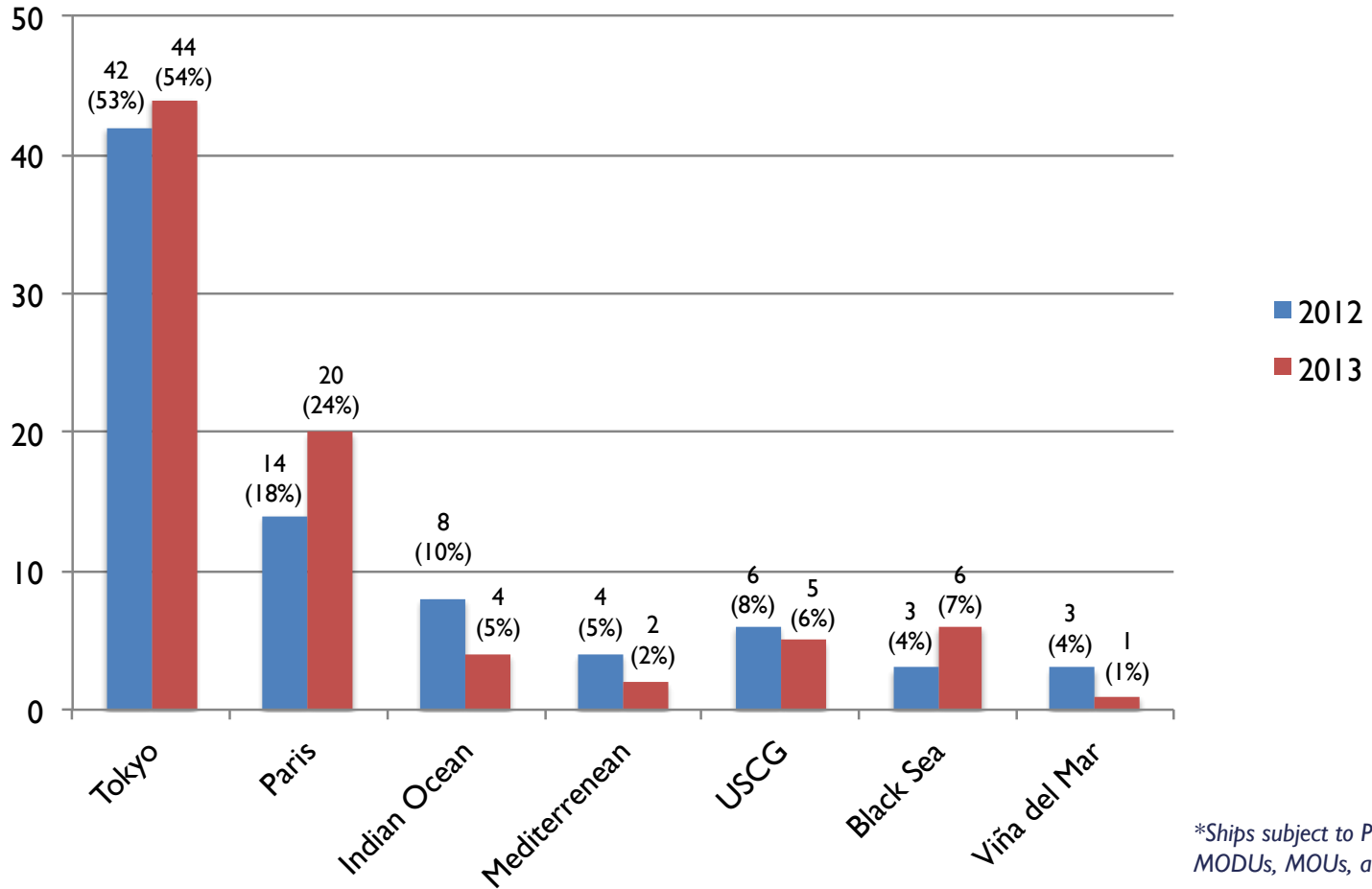
Total ships: 2,090*

Detention ratio: 3.92%

Total detentions 2013: 82

Total ships: 2,290*

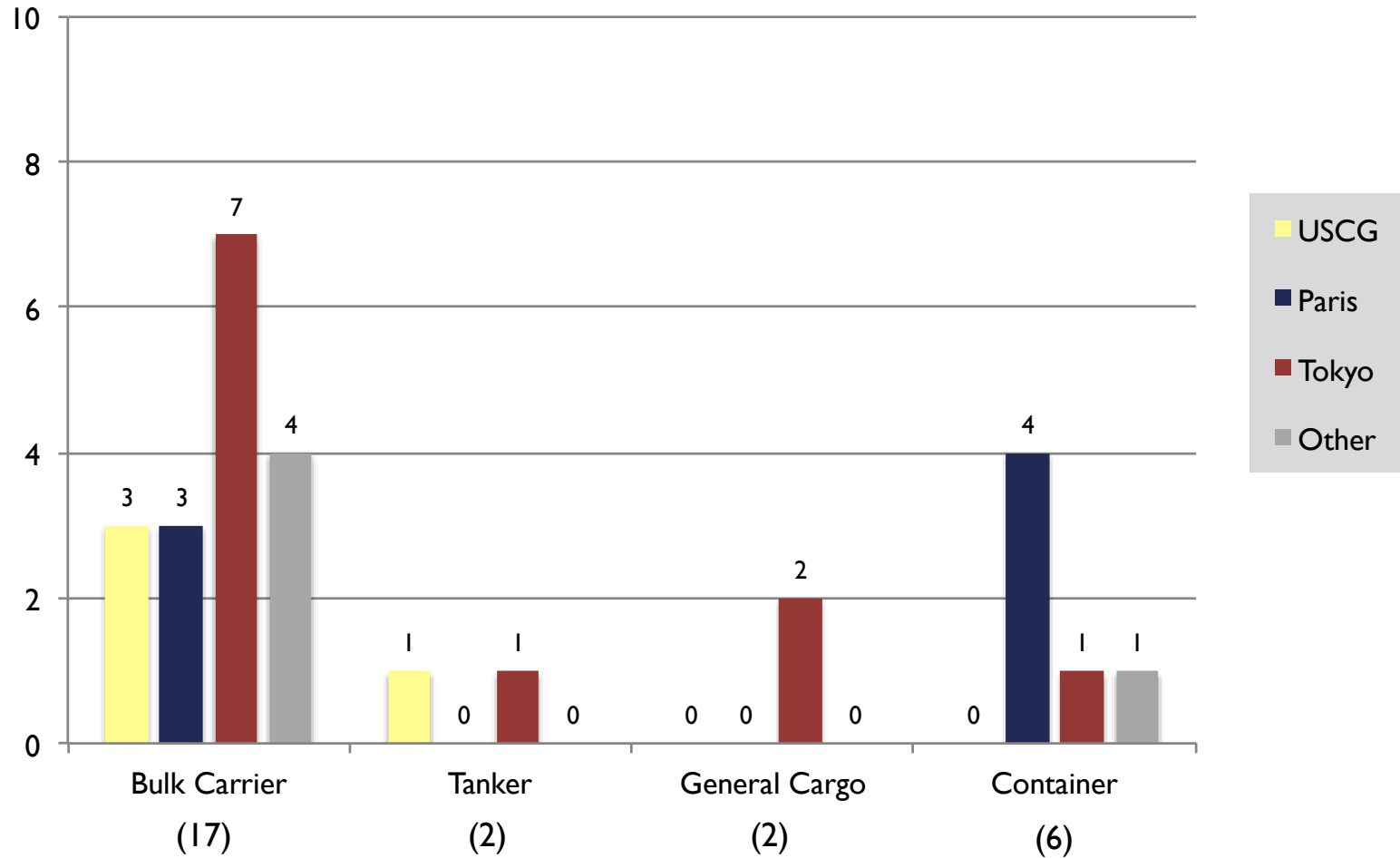
Detention ratio: 3.58%



*Ships subject to PSC only, excludes MODUs, MOUs, and yachts



IQ 2014 DETENTIONS OF RMIVESSELS (by type and MoU)



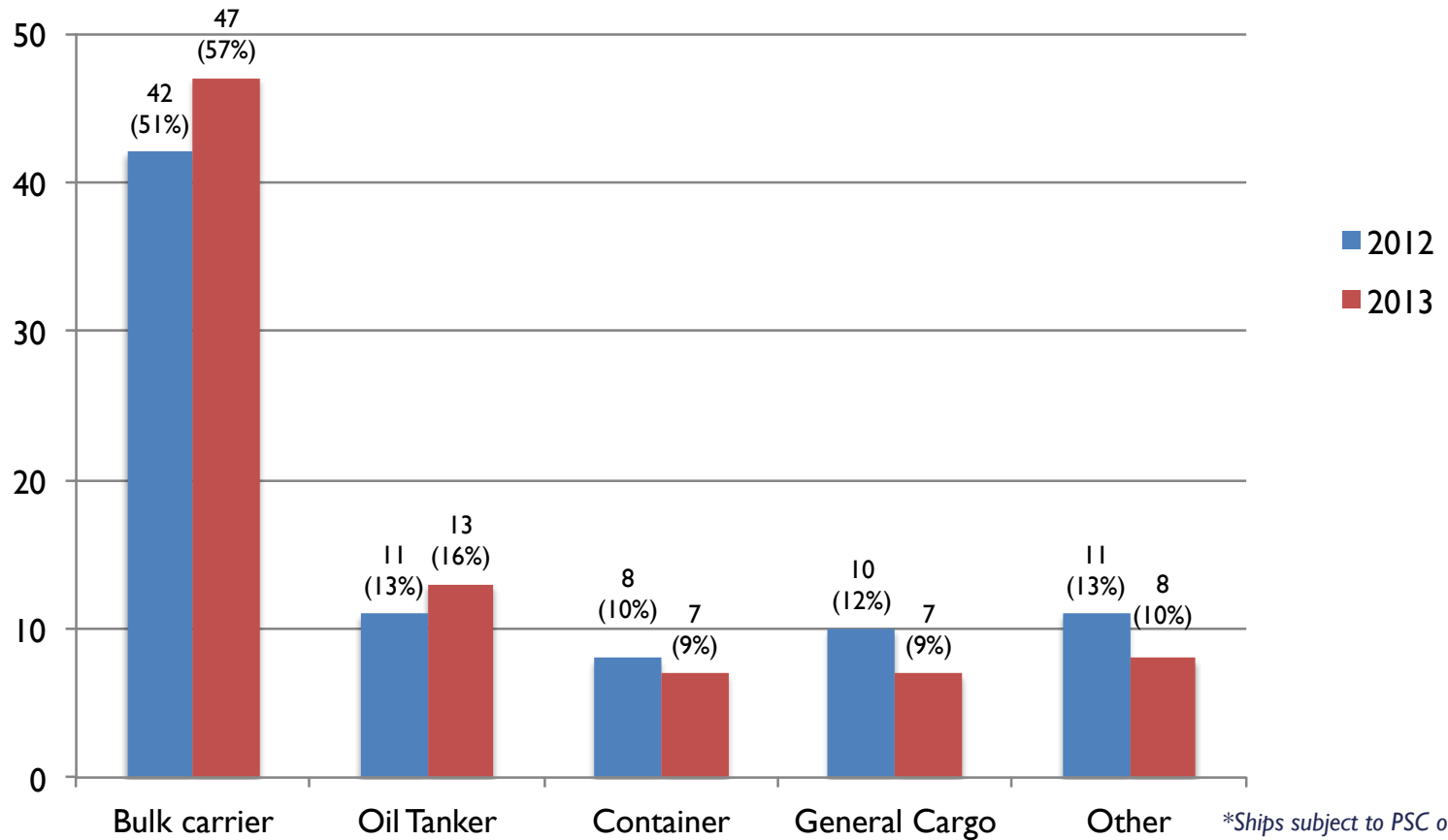
PSC DETENTIONS BY VESSEL TYPE 2012-2013

Total detentions 2012: 82

Total ships: 2,090*

Total detentions 2013: 82

Total ships: 2,290*



PARIS MEMORANDUM OF UNDERSTANDING (MoU)

| RANK | FLAG | INSPECTIONS 2010-2012 | DETENTIONS 2010-2012 | BLACK TO GREY LIMIT | GREY TO WHITE LIMIT | EXCESS FACTOR |
|-------------------|------------------|--------------------------|-------------------------|------------------------|------------------------|------------------|
| WHITE LIST | | | | | | |
| 1 | France | 306 | 0 | 29 | 14 | -1.95 |
| 2 | Germany | 1,099 | 10 | 91 | 63 | -1.82 |
| 3 | Hong Kong, China | 1,559 | 19 | 126 | 92 | -1.74 |
| 4 | Sweden | 630 | 6 | 55 | 33 | -1.71 |
| 5 | Greece | 1,154 | 14 | 96 | 66 | -1.71 |
| 6 | Denmark | 1,233 | 16 | 102 | 71 | -1.68 |
| 7 | Norway | 1,697 | 24 | 137 | 101 | -1.68 |
| 8 | Bahamas | 2,868 | 47 | 224 | 178 | -1.64 |
| 9 | Italy | 1,384 | 21 | 113 | 81 | -1.61 |
| 10 | Croatia | 151 | 0 | 16 | 5 | -1.61 |
| 11 | Finland | 477 | 5 | 43 | 24 | -1.60 |
| 12 | Isle of Man, UK | 755 | 10 | 65 | 41 | -1.59 |
| 13 | United Kingdom | 1,683 | 28 | 136 | 100 | -1.58 |

| RANK | FLAG | INSPECTIONS 2010-2012 | DETENTIONS 2010-2012 | BLACK TO GREY LIMIT | GREY TO WHITE LIMIT | EXCESS FACTOR |
|-------------------|---------------------------|--------------------------|-------------------------|------------------------|------------------------|------------------|
| WHITE LIST | | | | | | |
| 23 | Malta | 4,922 | 159 | 374 | 315 | -1.11 |
| 24 | Cayman Islands, UK | 315 | 6 | 30 | 14 | -1.06 |
| 25 | Latvia | 91 | 0 | 11 | 2 | -1.05 |
| 26 | Bermuda, UK | 275 | 5 | 27 | 12 | -1.03 |
| 27 | Ireland | 127 | 1 | 14 | 4 | -0.98 |
| 28 | Russian Federation | 1,458 | 49 | 119 | 86 | -0.91 |
| 29 | Estonia | 81 | 0 | 10 | 1 | -0.90 |
| 30 | Barbados | 395 | 10 | 36 | 19 | -0.89 |
| 31 | Japan | 80 | 0 | 10 | 1 | -0.88 |
| 32 | Panama | 6,876 | 277 | 517 | 446 | -0.85 |
| 33 | Spain | 230 | 5 | 23 | 9 | -0.78 |
| 34 | Iran, Islamic Republic of | 107 | 1 | 12 | 3 | -0.75 |
| 35 | Faroe Islands, DK | 223 | 5 | 22 | 9 | -0.73 |
| 36 | Antigua and Barbuda | 4,364 | 202 | 334 | 277 | -0.60 |

| | | | | | | |
|----|------------------|-------|----|-----|-----|-------|
| 18 | Marshall Islands | 2,427 | 56 | 191 | 149 | -1.38 |
|----|------------------|-------|----|-----|-----|-------|

| | | | | | | |
|----|--------------------|-------|----|-----|-----|-------|
| 17 | Korea, Republic of | 123 | 0 | 14 | 3 | -1.44 |
| 18 | Marshall Islands | 2,427 | 56 | 191 | 149 | -1.38 |
| 19 | Belgium | 250 | 3 | 25 | 10 | -1.28 |
| 20 | China | 238 | 3 | 24 | 10 | -1.22 |
| 21 | Gibraltar, UK | 1,072 | 26 | 89 | 61 | -1.22 |
| 22 | Cyprus | 2,157 | 61 | 171 | 131 | -1.17 |

| | | | | | | |
|----|-------------|-----|----|----|----|-------|
| 40 | Philippines | 234 | 7 | 23 | 9 | -0.44 |
| 41 | Lithuania | 198 | 6 | 20 | 7 | -0.32 |
| 42 | Portugal | 439 | 19 | 40 | 21 | -0.22 |
| 43 | Thailand | 53 | 0 | 7 | 0 | -0.18 |
| 44 | Vanuatu | 203 | 7 | 21 | 8 | -0.16 |
| 45 | Luxembourg | 197 | 7 | 20 | 7 | -0.09 |

From Paris MoU 2012 Annual Report



TOKYO MOU

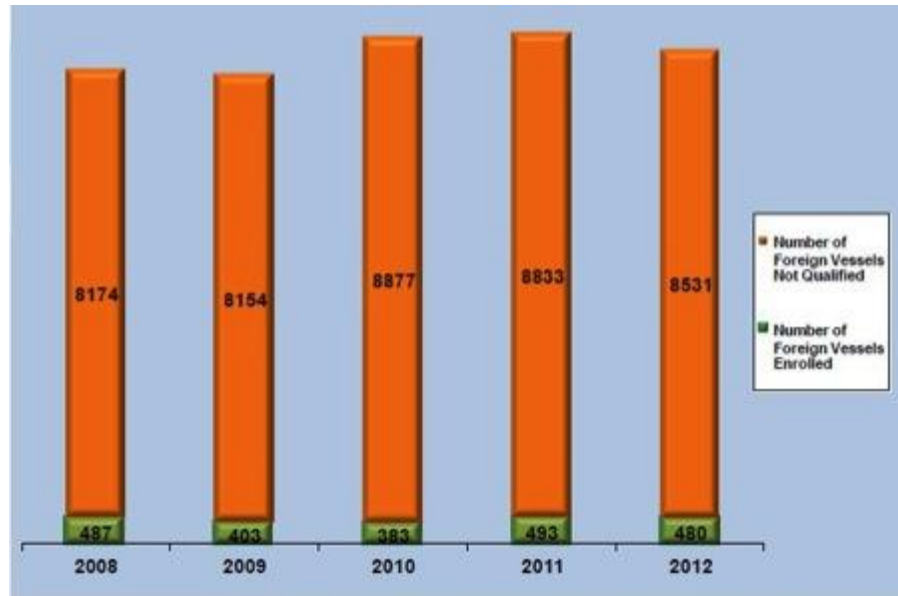
| Flag | Inspections 2011-2013 | Detentions 2011-2013 | Black to Grey Limit | Grey to White Limit | Excess Factor |
|----------------------------------|--------------------------|-------------------------|------------------------|------------------------|------------------|
| WHITE LIST | | | | | |
| Taiwan, China | 289 | 12 | | 13 | -0.08 |
| Italy | 489 | 23 | | 24 | -0.12 |
| Denmark | 413 | 17 | | 20 | -0.28 |
| Saint Vincent and the Grenadines | 573 | 24 | | 30 | -0.37 |
| Russian Federation | 868 | 39 | | 48 | -0.38 |
| Croatia | 87 | 1 | | 2 | -0.40 |
| United States of America | 167 | 4 | | 6 | -0.47 |
| Malaysia | 777 | 32 | | 42 | -0.49 |
| Malta | 2,199 | 102 | | 134 | -0.52 |
| Vanuatu | 340 | 11 | | 16 | -0.54 |
| Cyprus | 1,462 | 63 | | 86 | -0.57 |
| Saudi Arabia | 68 | 0 | | 1 | -0.65 |
| Netherlands | 474 | 15 | | 24 | -0.71 |
| Germany | 741 | 26 | | 40 | -0.71 |
| Panama | 26,809 | 1,245 | | 1807 | -0.71 |
| United Kingdom (UK) | 805 | 27 | | 44 | -0.79 |
| Liberia | 6,478 | 261 | | 419 | -0.85 |
| Greece | 991 | 30 | | 56 | -0.96 |
| Cayman Islands (UK) | 330 | 7 | | 15 | -0.98 |
| France | 131 | 1 | | 4 | -1.02 |
| Norway | 776 | 21 | | 42 | -1.03 |
| Bahamas | 2,099 | 64 | | 127 | -1.08 |
| Isle of Man (UK) | 493 | 11 | | 25 | -1.09 |
| Bermuda (UK) | 226 | 3 | | 9 | -1.16 |
| Marshall Islands | 4,258 | 127 | | 270 | -1.19 |
| Japan | 484 | 8 | | 24 | -1.34 |
| Singapore | 5,634 | 88 | | 362 | -1.72 |
| Hong Kong, China | 8,170 | 94 | | 533 | -1.88 |
| China | 2,618 | 17 | | 161 | -2.02 |
| Korea, Republic of | 4,003 | 25 | | 253 | -2.14 |

From Tokyo MoU
Annual Report 2013



USCG QUALSHIP 21

Yearly QUALSHIP 21 Enrollment (2008 – 2012)



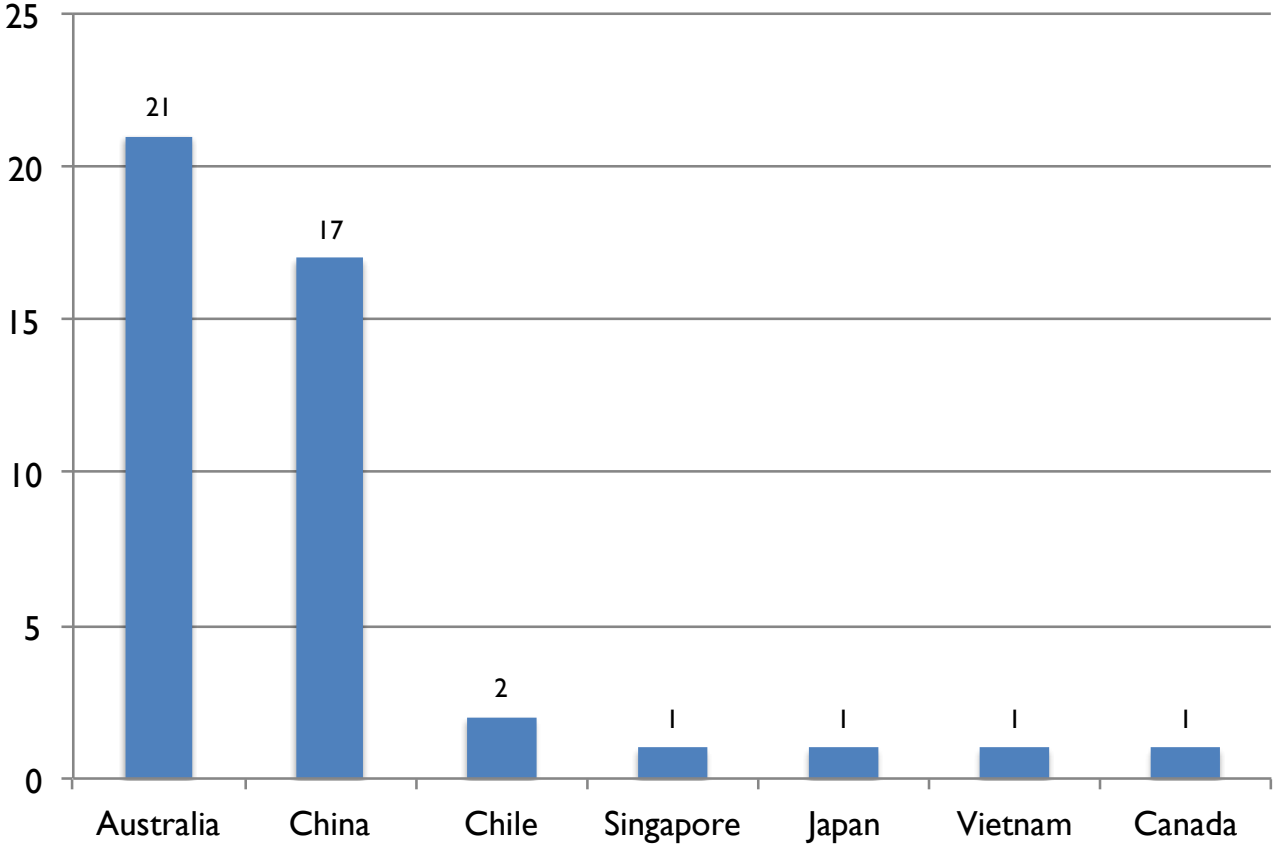
| | | | |
|----------------|-------------|------------------|-------------------|
| The Bahamas | France | Japan | Republic of Korea |
| Barbados | Germany | Liberia | Sweden |
| Bermuda | Gibraltar | Malaysia | Switzerland |
| Canada | Greece | Marshall Islands | Thailand |
| Cayman Islands | Hong Kong | The Netherlands | United Kingdom |
| China | India | Norway | Vanuatu |
| Denmark | Isle of Man | Portugal | |

From USCG 2012 Report to the IMO's Subcommittee on Flag State Implementation



2013 TOKYO MOU DETENTIONS

Total detentions: 44

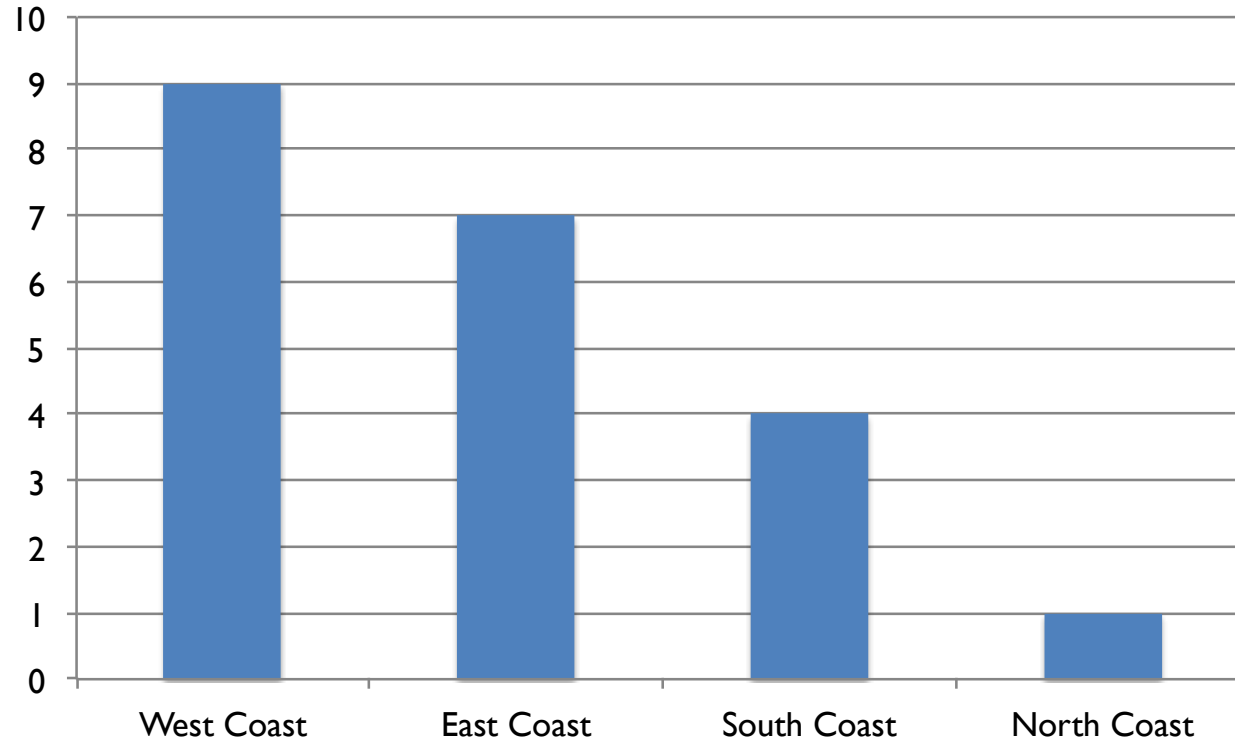


15



2013 AMSA DETENTIONS

Total detentions: 21



West Coast

Dampier: 4
 Fremantle: 1
 Kwinana: 1
 Port Hedland: 1
 Bumbury: 1
 Albany: 1

East Coast

Brisbane: 3
 Sydney: 1
 Newcastle: 2
 Botany Bay: 1

South Coast

Melbourne: 2
 Geelong: 2

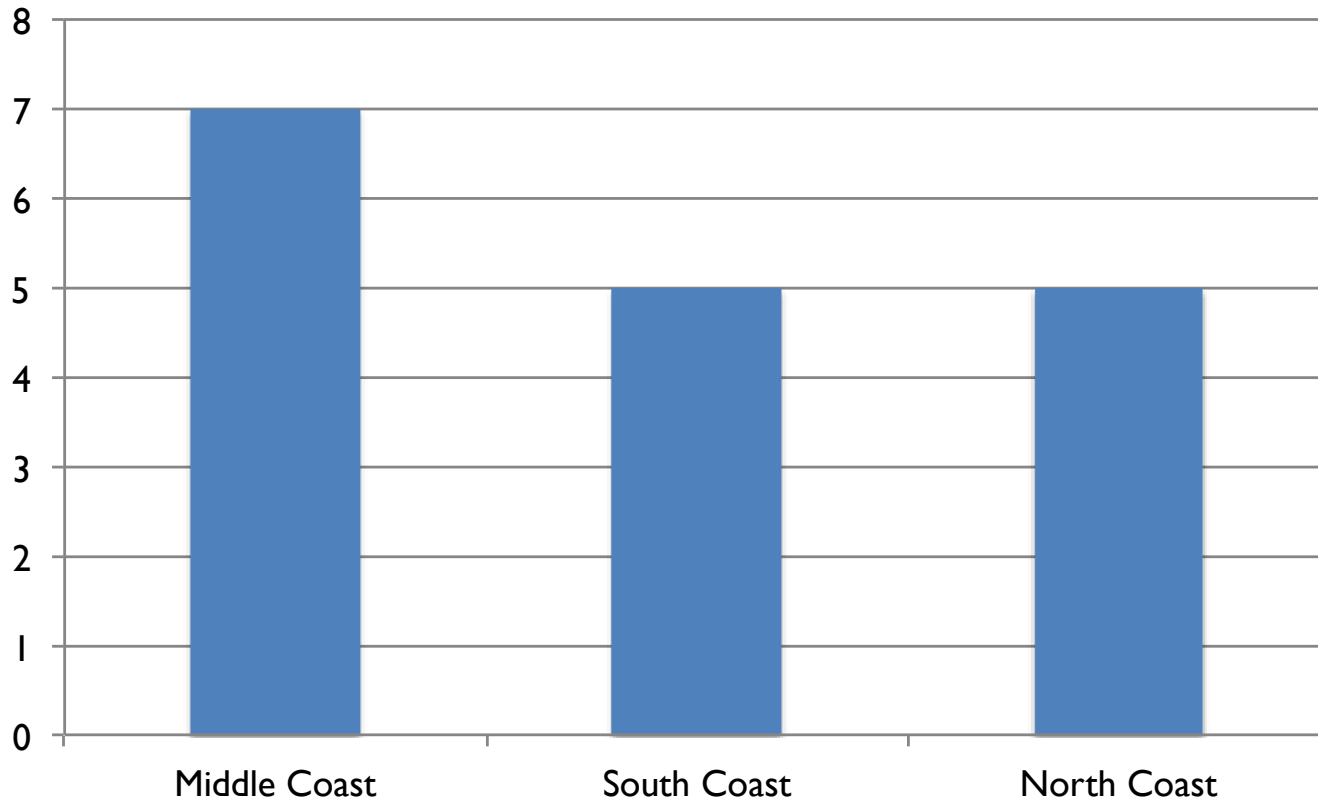
North Coast

Weipa: 1



2013 CHINA DETENTIONS

Total detentions: 17



Middle Coast

Shanghai: 1
Zhangjiangang: 2
Ningbo: 1
Zhoushan: 2
Jiangyn: 1

South Coast

Shenzhen: 1
Xiamen: 2
Guangzhou: 1
Hong Kong: 1

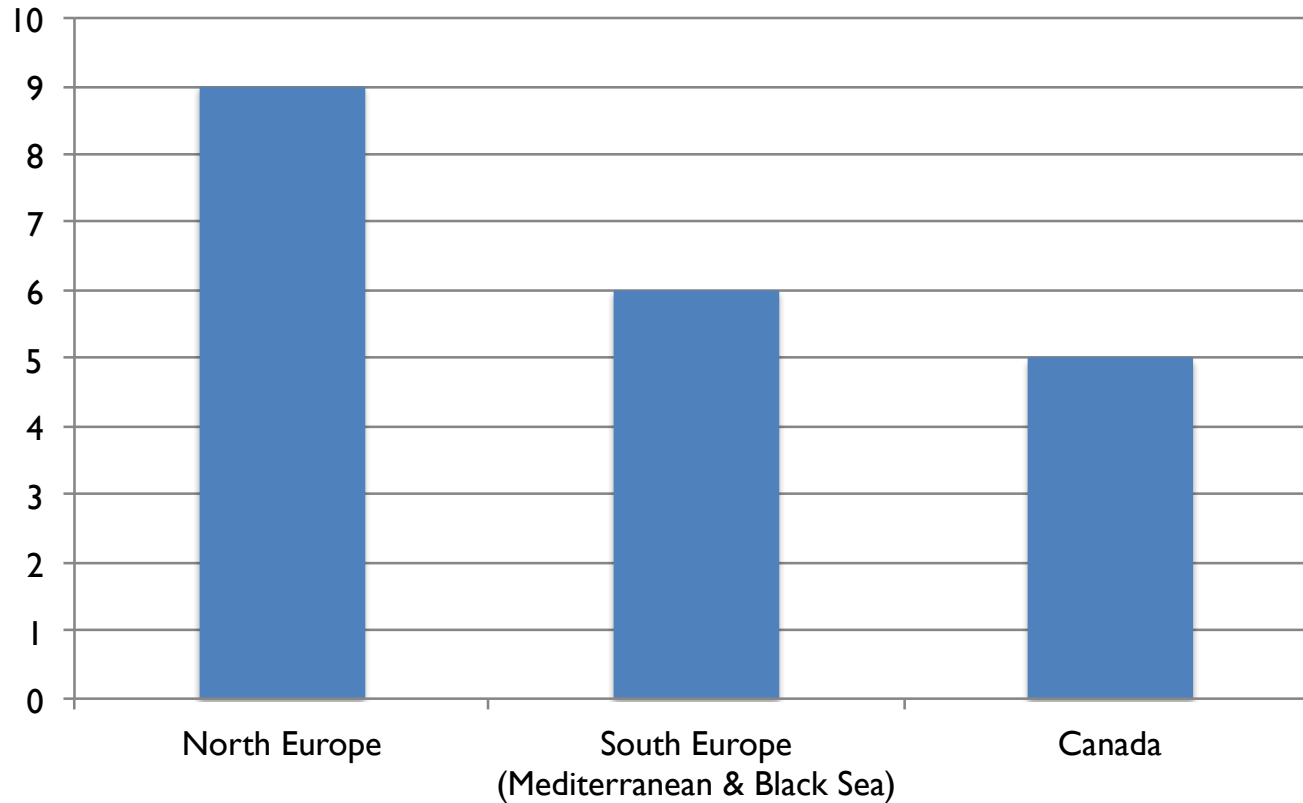
North Coast

Qingdao: 1
Lianungang: 2
Tianjin: 2



2013 PARIS MOU DETENTIONS

Total detentions: 20



North Europe

Rotterdam: 3
Amsterdam: 1
Silvertown: 1
Hamburg: 1
Vlissingen: 1
Police: 1
Murmansk: 1

South Europe

Gibraltar: 1
Algeciras: 2
Catania: 1
Fos: 1
Burgas: 1

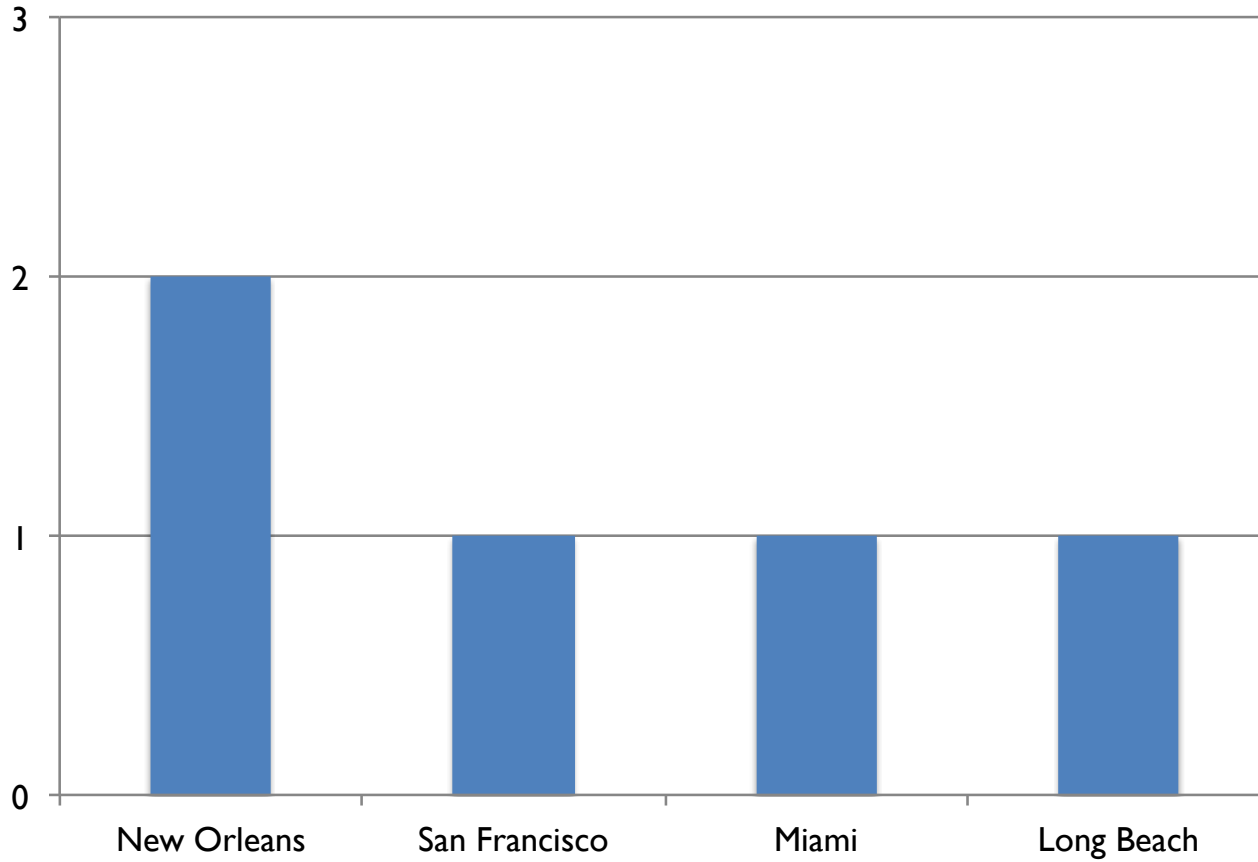
Canada

Sept Iles: 3
Quebec: 1
Vancouver: 1



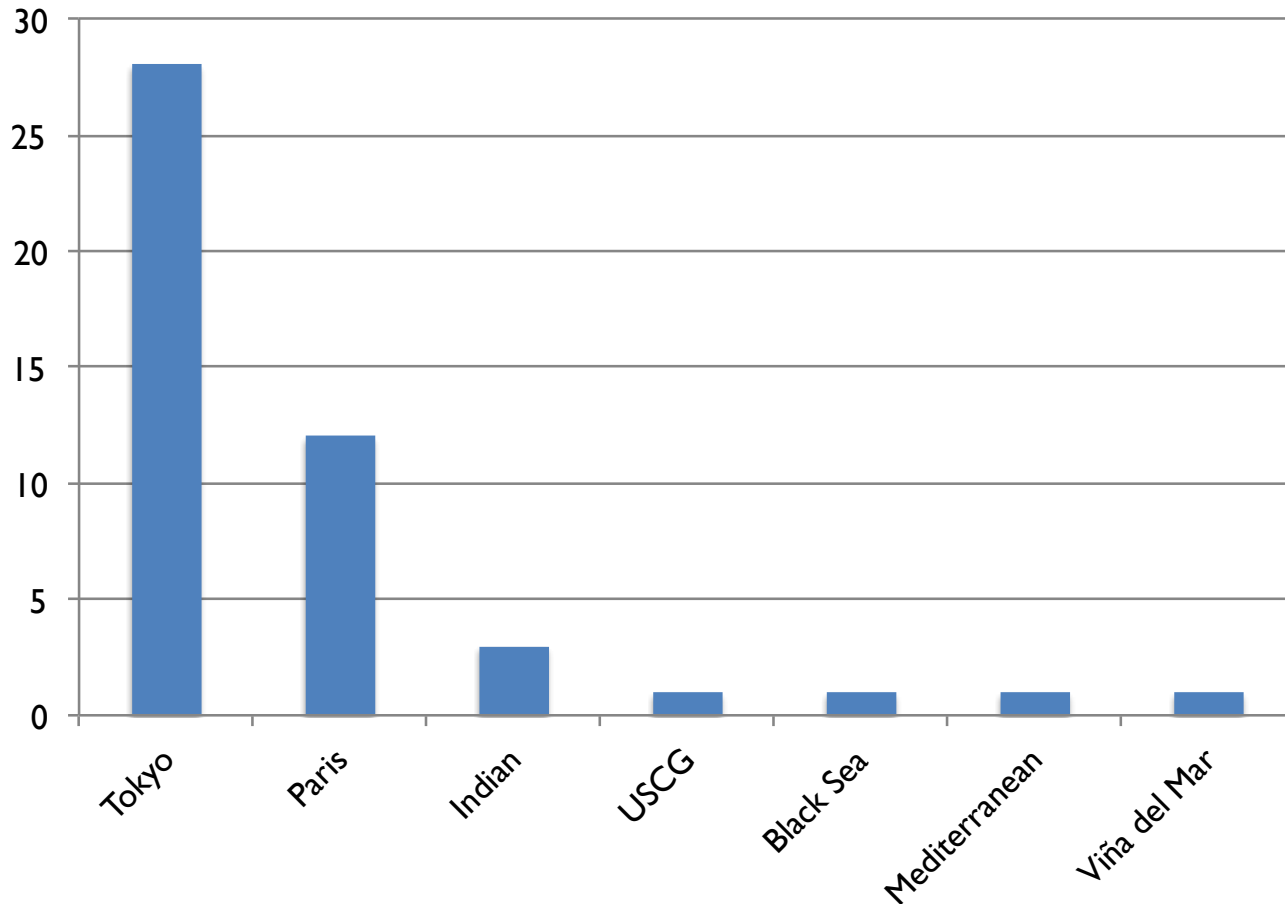
2013 USCG DETENTIONS

Total detentions: 5



2013 BULK CARRIER DETENTIONS

Total detentions: 47



Tokyo MoU

AMSA: 13
 China: 12
 Canada: 1
 Chile: 1
 Vietnam: 1

Paris MoU

North Europe: 5
 Canada: 4
 South Europe: 3

Indian MoU

Bik: 1
 Bandar Abbas: 1
 Paradip: 1

USCG

New Orleans

Black Sea MoU

Novorossiysk

Mediterranean MoU

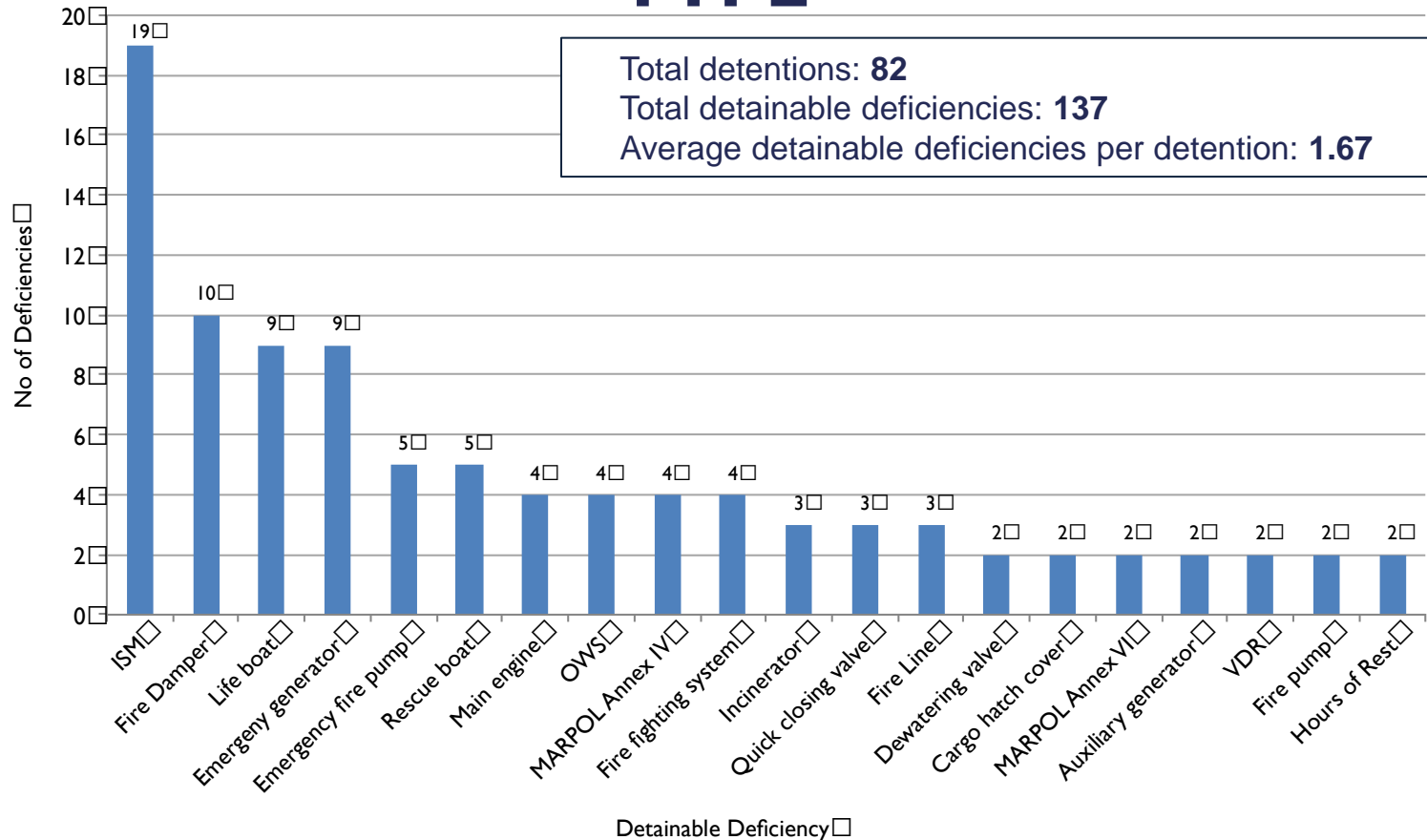
Iskenderun

Viña del Mar

Arroyo Seco (Argentina)



2013 RMI PSC DETAINABLE DEFICIENCIES BY TYPE



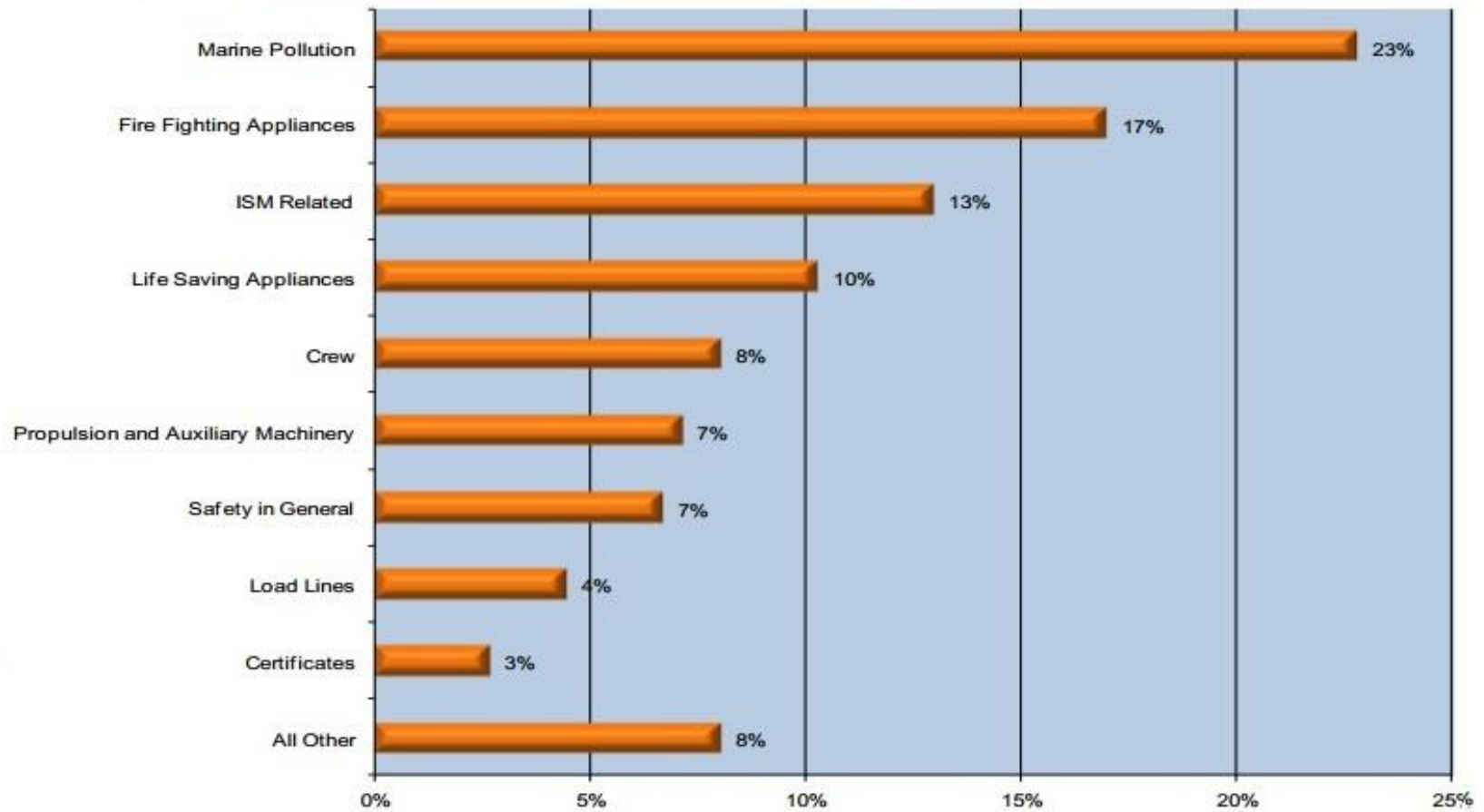
Detainable deficiencies issued once in 2013: Stern light, CSR, Means of escape, Food stores, Signaling lamp, Fore peak tank valve, Flag State endorsement, Garbage management, Mooring winch, GMDSS, Remote means of control, A60 bulkhead, Sounding pipe, IMDG, Water mist, Emergency air compressor, Master responsibility, Bottom survey, Minimum safe manning, Accommodations, Fire detection system, Life raft, Boiler, Lighting, DOC, Load Line, Soft patch, Emergency lighting, Statutory certificates, EPIRB, Fire Screen Door, MARPOL Annex II, Endorsement by Flag State, Fire alarm, Bilge pump



USCG

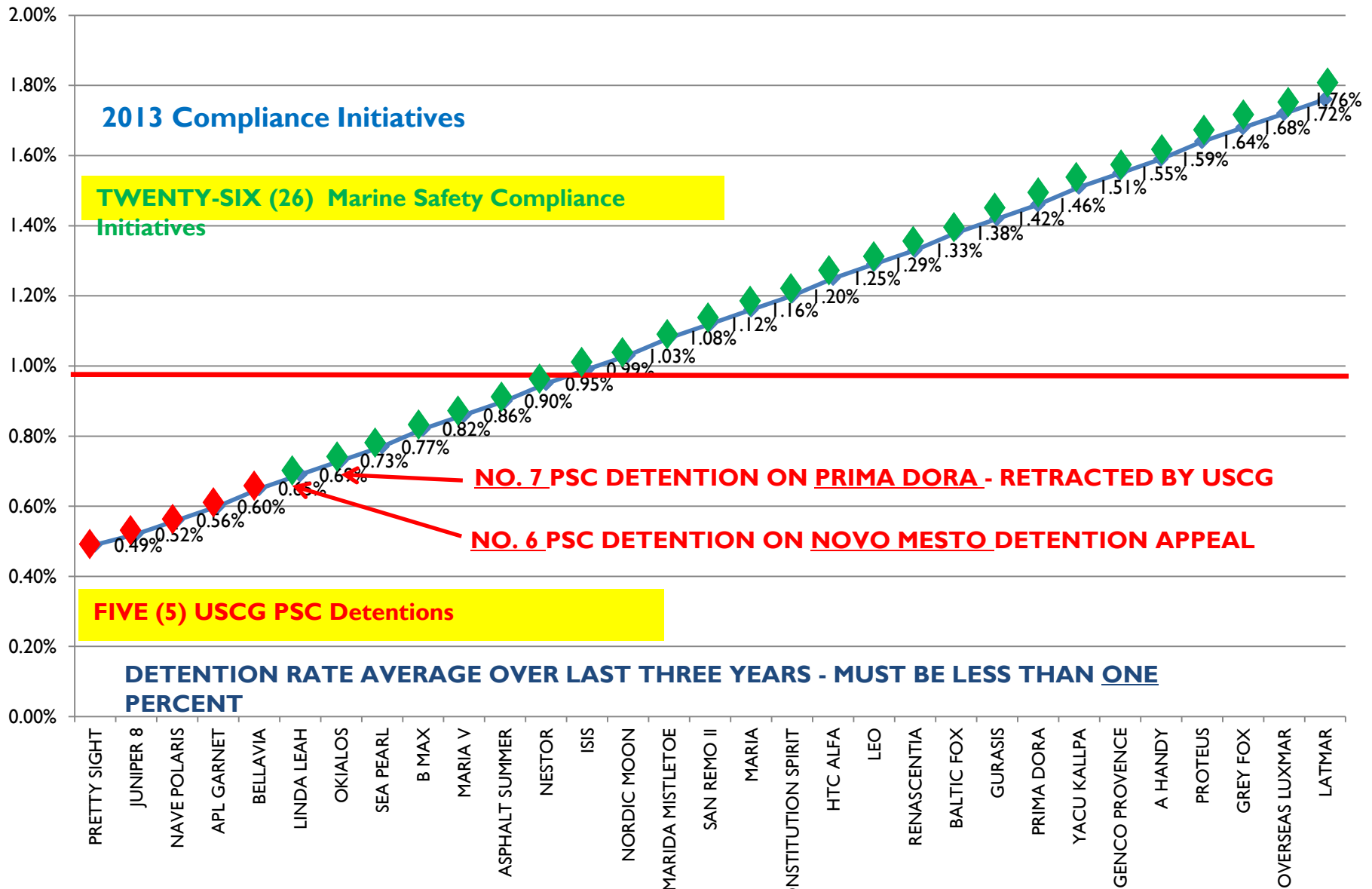


USCG 2012 SAFETY DEFICIENCIES



From USCG 2012 Annual Report





THANK YOU

